



Nature Quest

Connecting Stories




Welcome to the Connecting Stories Nature Quest!

You can use this booklet to explore any park or green space - it's up to you! Go on a scavenger hunt, solve puzzles and look at the nature all around you!

We recommend visiting these local green spaces to complete your quest:

Wythenshawe Park, Heaton Park, Alexandra Park, Platt Fields Park, Blackley Forest, Chorlton Water Park










BEFORE YOU BEGIN

You might want to pack...

- A pencil
- A phone or camera to take some photos
- Something to collect your natural objects in, like a bag or a box
- Picnic snacks to enjoy at the end of your nature quest

Can you find all of these things on your nature trail?
Tick them off as you find them.

<p>Luscious leaves <input type="checkbox"/></p> 	<p>Fluffy feathers <input type="checkbox"/></p> 	<p>Spindly sticks <input type="checkbox"/></p> 
<p>Pretty petals <input type="checkbox"/></p> 	<p>Downy dandelion <input type="checkbox"/></p> 	<p>Dainty daisies <input type="checkbox"/></p> 
<p>Plenty of pebbles <input type="checkbox"/></p> 	<p>_____ <input type="checkbox"/></p>	<p>DON'T FORGET: only collect things you find on the ground – it's important not to damage any flowers, plants or trees.</p>

TERRIFIC TREES



Can you find the tallest tree?
How old do you think it is?

You can count the tree rings to find out how old it is! Trees have growth rings inside their trunk. If you count each ring – that is how many years it has been alive for!

Trees can live for thousands of years.

What about the youngest tree?
When do you think it was planted?

Brazil has the most species of tree in their country. They have **5,776** tree species there! How many different species of tree can you see right now? You can tell trees apart by looking at their height and inspecting the shape and colour of their leaves.

Did you know? Trees in forests communicate with each other through an underground fungal network called mycelium.

Mindful moment

Stop and rest under a tree and close your eyes for a minute. Listen carefully. What can you hear?


Write down some words to describe the sounds, for example, 'buzzing bees' or 'rustling leaves'.

Did you know?
Being around trees is really good for you. It can help you feel calm, relaxed and happier. Which word describes how you feel when you are in nature?
.....



Breathe like a tree

Imagine yourself as a big, tall tree and root your feet firmly into the ground. Raise your hands and imagine the wind is gently swaying your branches. Take a deep breath in and stretch on your tip toes towards the sun. Breathe in slowly and deeply three times to feel relaxed.



Wild Words

Write a nature-themed acrostic poem about your Nature Quest adventure. An acrostic poem is a poem where the first letter of each line spells out the word the poem is about, like this example about a leaf:

Light makes the leaves strong
Every leaf has a stem
Amazing shapes and sizes
Find them on the ground in Autumn

Now write your own acrostic poem on the next page using the word NATURE.




N
A
T
U
R
E




Take a picture of your poem and email it to cs.competitions@literacytrust.org.uk to be in with the chance of winning a prize!

MINIBEASTS



Did you know?
There are about 25,000 different types of minibeasts living in the UK?
How many can you find?

Please remember that you are very big and scary to our minibeast friends, so be kind and gentle with them and don't take them away from their home. Insects play a very important role in looking after the natural environment by eating pests, pollinating plants and attracting other wildlife like birds.




Use some of the natural objects you have found to make a minibeast hotel and help give them a safe place to shelter.

1. Find a sheltered, undisturbed spot
2. Pile up some twigs
3. Fill the gaps between the twigs with leaves and smaller twigs



Make some art!

Find a flat, open space. Use natural objects to create a picture of something you have seen today. It could be an animal, tree or flower, or maybe a minibeast. You can use items you've collected along your trail such as leaves, twigs and petals or stones- anything you like!



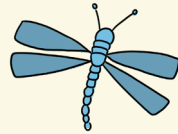
AMAZING ANIMALS

You can find thousands of species of animals and birds in parks and woodlands. **Unscramble the letters and draw a line to match the animals with the correct picture.**

Did you know?
Squirrels can jump up to three metres between trees!
How far can you jump?
.....



gonfradly
.....



flunchib
.....




riulresq
.....



trebyflut
.....



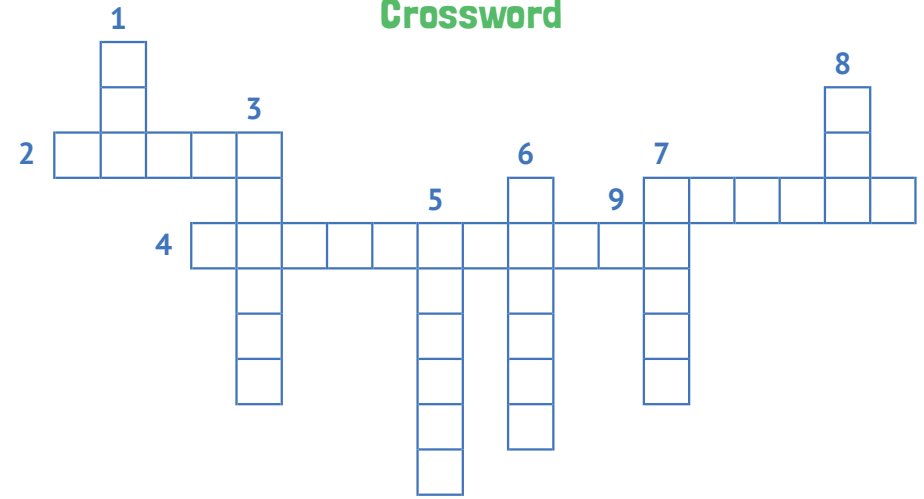
naws
.....



grifinkesh
.....

Circle any animals that you see on your trail.

Crossword



Across

2. A slimy, slow moving creature that carries its home on its back
4. An insect with lots of legs and a long body
9. An outdoor space, attached to a home

Down

1. A bright, yellow, sphere in the sky
3. Usually green, they grow on trees and plants
5. A big, grey bird – you might spot them in the park or in the town centre
6. The pretty, colourful part of a plant – you tend to see them in spring and summer
7. Green blades found on the ground
8. Yellow, black, small and buzzy

Bonus Activity


Story Stones

- Collect some stones on your nature quest (flat and smooth ones are best).
- Paint your stones a light colour and leave them to dry.
- Draw or paint a picture on each of your stones- you could choose animals, people, places or magical creatures- anything you like!
- Once they are ready, use your picture stones as prompts to tell a story. You could even do it as a mystery story. Turn all the stones upside down so you can't see the pictures, then turn them over one by one and see where the story takes you!



Answers

Amazing Animals:

Dragonfly 

Bullfinch 

Squirrel 

Butterfly 

Swan 

Kingfisher 

Crossword:

- | | |
|----------------|------------|
| 1. Sun | 6. Flowers |
| 2. Snail | 7. Grass |
| 3. Leaves | 8. Bee |
| 4. Caterpillar | 9. Garden |
| 5. Pigeon | |

Congratulations!

You have completed the **Connecting Stories Nature Quest!** For more fun ideas and activities to do this summer, please visit:

www.readmanchester.org.uk

Did you know, you can claim your own free wildflower seeds at Manchester-based organisation justbeehoney.co.uk/seeds? The seeds are a special bee friendly mix and will grow into thirty different types of wildflower! You'll just need to pay 99p for postage.

Connect with us on social media - @ReadManchester
@Literacy_Trust @manlibraries #ConnectingStories #ReadMCR

*Connecting
Stories*



ARTS COUNCIL
ENGLAND



Manchester

Illustrations © Chloe Breeze, 2021

Design by Jacob Hawkins